

## Show where you have been

In these boxes put details of Science Centres, museums and activities that you have included in your year. Record web sites that you have visited and used. See if you can get an official stamp in the box!

During the year I have visited these scientific sites:

Name	Name
Date	Date
Name	Name
Date	Date
Name	Name
Date	Date

I have visited and used these web sites during this year:

www.	date
www.	date
www.	date
www.	date

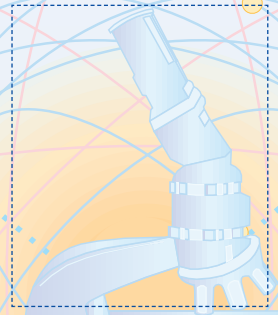


**SCIENCE YEAR**  
FAST FORWARD TO THE FUTURE



**SCIENCE PASSPORT**

# Science Passport



“This document bears testimony to the fact that this young person has accumulated the attitudes, skills and experiences in the discipline of natural philosophy also known as Science that are laid out in the pages herewith”

Name

Place of birth

Time

Date

In an emergency contact

Issued by

Primary School Name

Secondary School Name

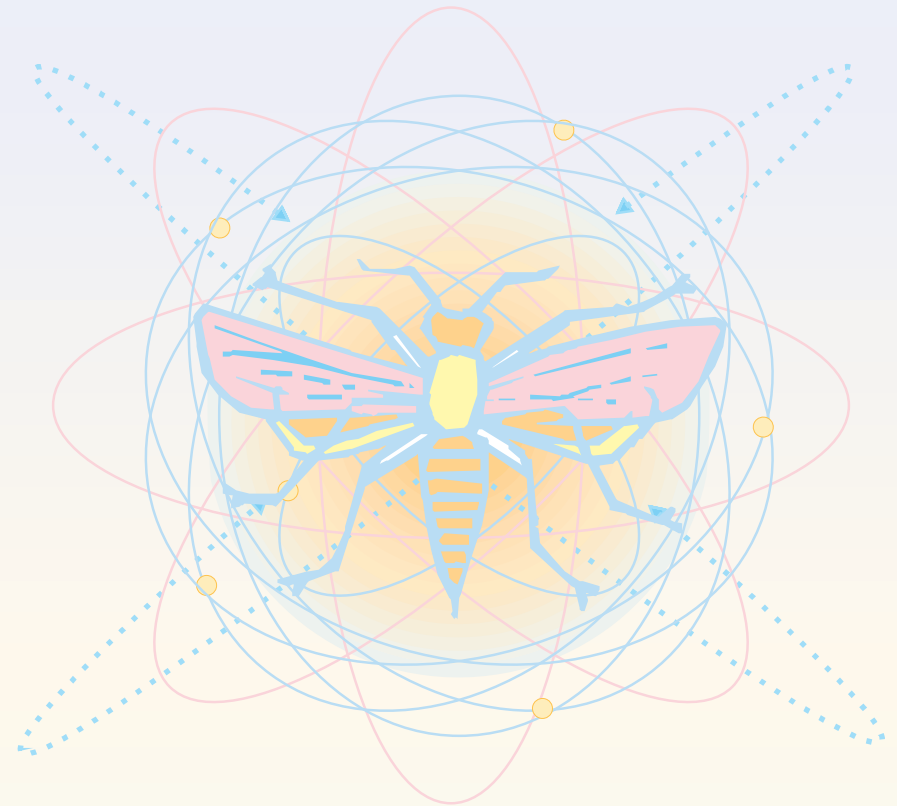
Class

Class

Teacher

Teacher

## Investigations Visa: Year 7 Investigating skills



# Investigations Visa: Year 7 Investigating skills



**Personal Data:** - Some of your features are decided by your parents, some are decided by the way you live your life.

Feature	Year 6	Year 7
What is your age?		
What is your height?		
What is your hair colour?		
What is your hair style?		
Are you male or female?		
Can you roll your tongue?		
Have you a hitch hikers thumb?		
Do you suffer from asthma?		

## Good Health

Have you had vaccinations for:	Please tick	Approximate date
Polio		
MMR		
Tetanus		
BCG		

## Overseas visits vaccinations

\_\_\_\_\_

\_\_\_\_\_

## Health Record: Have you had any of these?

Measles		
Whooping Cough		
Scarlet fever		
Mumps		
German Measles		

Have you had any broken bones?

\_\_\_\_\_

\_\_\_\_\_

Have you had any other major illnesses?

\_\_\_\_\_

\_\_\_\_\_

# About yourself

Can you name any scientists in your family and friends?

Name	what they do
.....	.....
.....	.....
.....	.....

What science skills do your family and friends use in their jobs?

.....

.....

.....

How do you like to learn science? This could be from your teacher, from books, by doing experiments, talking with your friends or by thinking about problems your own way.

.....

.....

.....

Explain what you think science is.

Write

.....

.....

.....

Draw

Explain here why you think science is important.

.....

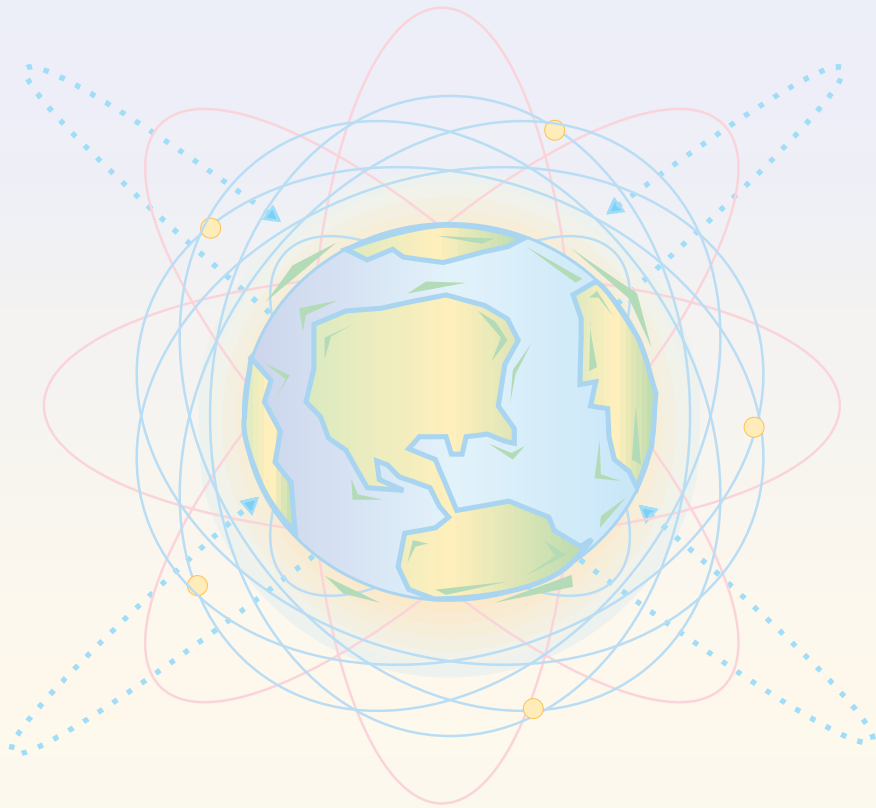
.....

.....

# Investigations Visa: Year 6 Investigating skills.



# Investigations Visa: Year 6 Investigating skills.



# My Scientific Skills: Collect all the skills visas.


## Practical Skills: Use the following to apply for the visas you need.

**Safety Visa:** To get reliable results you must work safely in science. How do you do this?

1. \_\_\_\_\_

2. \_\_\_\_\_

3. \_\_\_\_\_

**Bunsen Visa:** You can now use a bunsen burner safely.

I can do this by: \_\_\_\_\_

Date \_\_\_\_\_

**Microscope Visa:** You can use a microscope.

What I looked at was: \_\_\_\_\_

Date \_\_\_\_\_

**Finding the Mass Visa:** You have used an accurate top pan balance.

Date \_\_\_\_\_

The tare button is used to: \_\_\_\_\_

**Experiments with Liquids Visa:**

I am able to measure out liquid chemicals. I did these things to make sure I worked safely.

Date \_\_\_\_\_

Hands \_\_\_\_\_

Eyes \_\_\_\_\_

Bottles \_\_\_\_\_

**Apparatus Visa:**

You will need to know what the following scientific equipment is, how to draw them and how to spell all the words. Tick off when you are sure you know.

Beaker	Microscope	Balance
Ruler	Pooter	Test tube
Spatula	Measuring cylinder	Thermometer
Tongs	Magnifier	Net

**Vocabulary Visa:** When you know enough science words, apply for your visa

**Word**                      **Meaning**

Plant                      A living thing that makes its own food

Animal                      \_\_\_\_\_

Environment                      \_\_\_\_\_

Solid                      Materials that keep the same shape. They always take up the same volume.

Liquid                      \_\_\_\_\_

Gas                      \_\_\_\_\_

Electric circuit                      \_\_\_\_\_

\_\_\_\_\_

\_\_\_\_\_

\_\_\_\_\_

\_\_\_\_\_

\_\_\_\_\_

\_\_\_\_\_

\_\_\_\_\_

\_\_\_\_\_

\_\_\_\_\_

\_\_\_\_\_

\_\_\_\_\_

\_\_\_\_\_

\_\_\_\_\_

\_\_\_\_\_

\_\_\_\_\_

\_\_\_\_\_

\_\_\_\_\_

\_\_\_\_\_

\_\_\_\_\_

\_\_\_\_\_

\_\_\_\_\_

\_\_\_\_\_